

# JOIN OUR VIRTUAL EVENTS

Q X-DREAM.EVENTS



stay connected. get inspired.

## FAQ FOR X-DREAM-EVENTS

*The full and the only one manual of how to use the event platform and what our event is about.*

### ABOUT

#### 1. WHAT IS X-DREAM.EVENTS ABOUT?

x-dream.events is the first virtual event about technological solutions and market trends in broadcasting industry by x-dream-group. We are used to seeing each other in person and catching up every year in September at IBC and many other shows around the globe. Unfortunately, it was not possible last year. That is why we decided to bring together what we like most about trade shows and add some extra functionalities provided by online technologies.

During our interactive event you will have the possibility to listen to live interviews and online panel discussions, connect in personal meetings, get product insights in demos or engage in live-time networking and Q&A sessions. Our event covers everything we like and value about offline trade shows and offers even more flexibility and possibilities in a user-friendly and safe virtual space.

#### **Our events in 2021:**

26.01 – 28.01.2020 – international annual

May and June 2021 – Solution Days, every Wednesday

#### 2. HOW CAN I CONTACT TO ORGANIZERS?

For the inquires and any offers you can contact to this Email: [info@x-dream.events](mailto:info@x-dream.events)

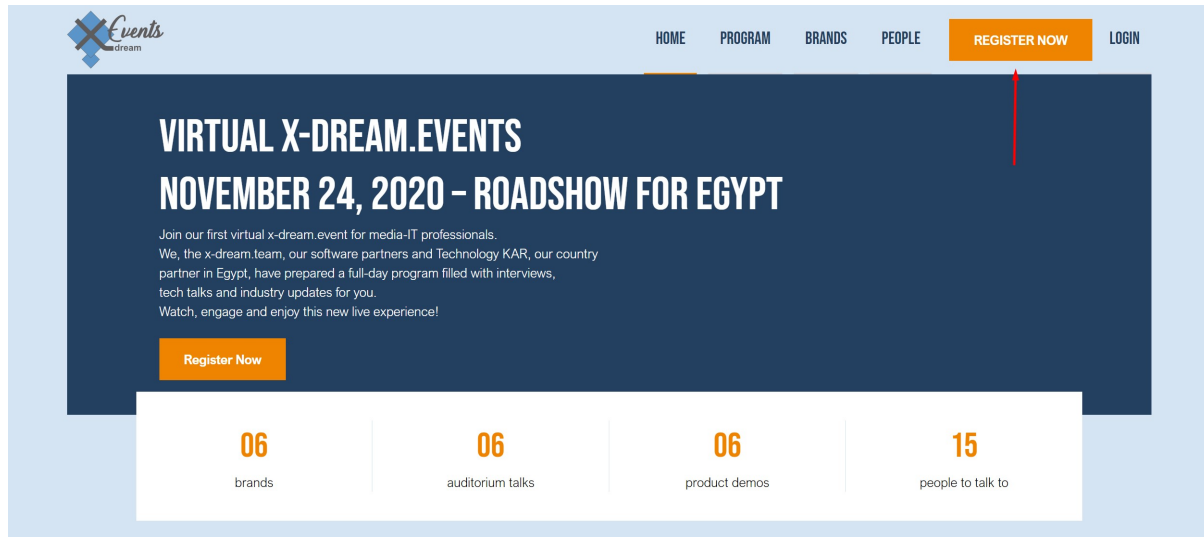
#### 3. IS X-DREAM.EVENTS GOING TO BE BORING?

Of course, not. The format of our event tends to be interactive communication. We have more panel discussions, live interviews with experts and the audience and Q&A sessions after every talk than one-stand presentations.

# BEFORE THE EVENT

## 4. HOW CAN I REGISTER FOR THE EVENT?

Go to the top right corner of the website: <https://x-dream.events/> and click on the button **REGISTER NOW**.



Fill in the registration form and submit it.

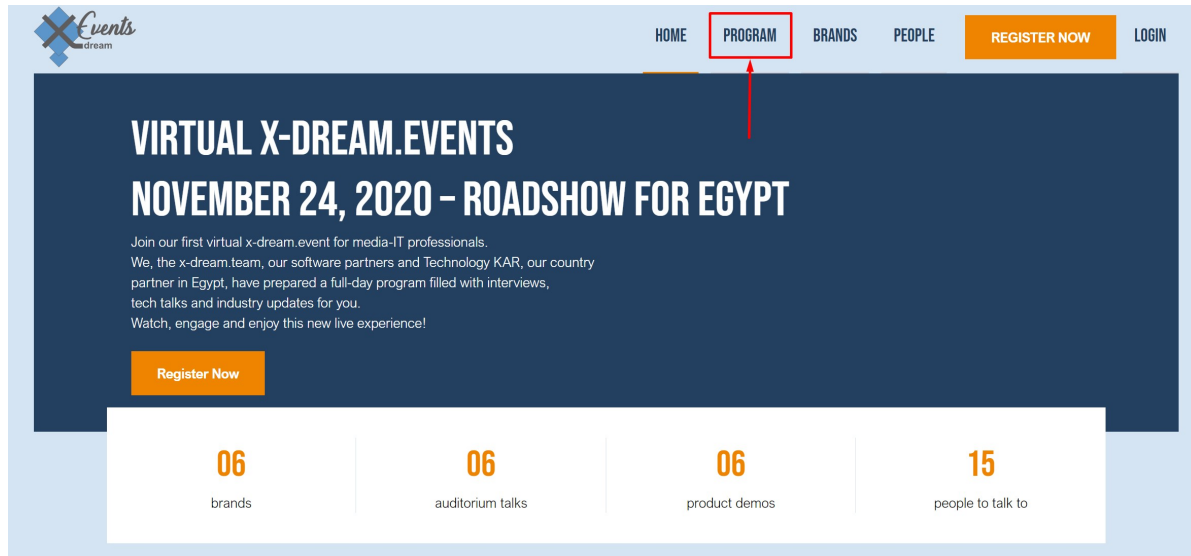
A screenshot of the registration form on the x-dream.events website. The form is titled "REGISTER" and "LOGIN". It contains fields for "First name", "Last name", "Company name", "Business e-mail address", "Password", "Confirm password", and "Telephone number" (with an "Optional" label). Below these fields is a section titled "Select your topics of interest" with a grid of buttons for various topics: transcoding, ingest, socialingest, outgest, MAM, PAM, CDN, DRM, planing, scheduling, playout, workflow, postproduction, newsproduction, resourcescheduling, qualitycontrol, mobilejournalism, and broadcasting. At the bottom of the form is a large orange "Register now" button.

*Registration Form*

After submitting the form, **you have to confirm your Email address** in your Email box. After Email confirmation, you will be successfully registered for the event.

## 1. WHERE CAN I FIND THE PROGRAM OF THE EVENT?

The Program of the event is located on the main panel of the home page. Just click on the section Program of the main page and you will be able to see time of all topics.

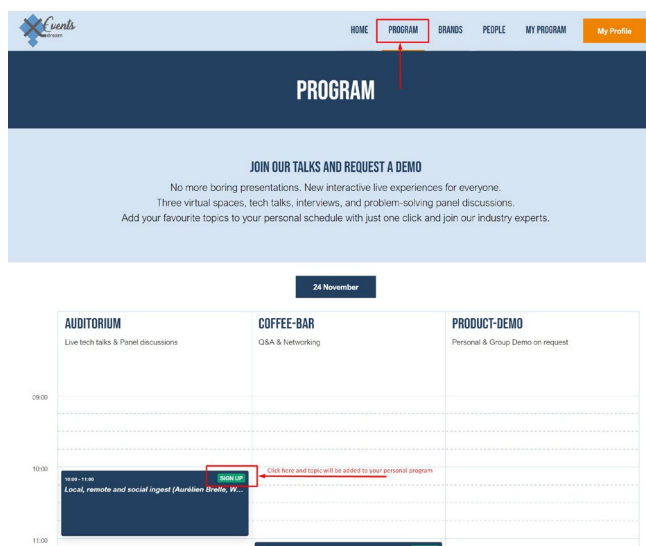


## 2. HOW CAN I MANAGE MY PERSONAL PROGRAM?

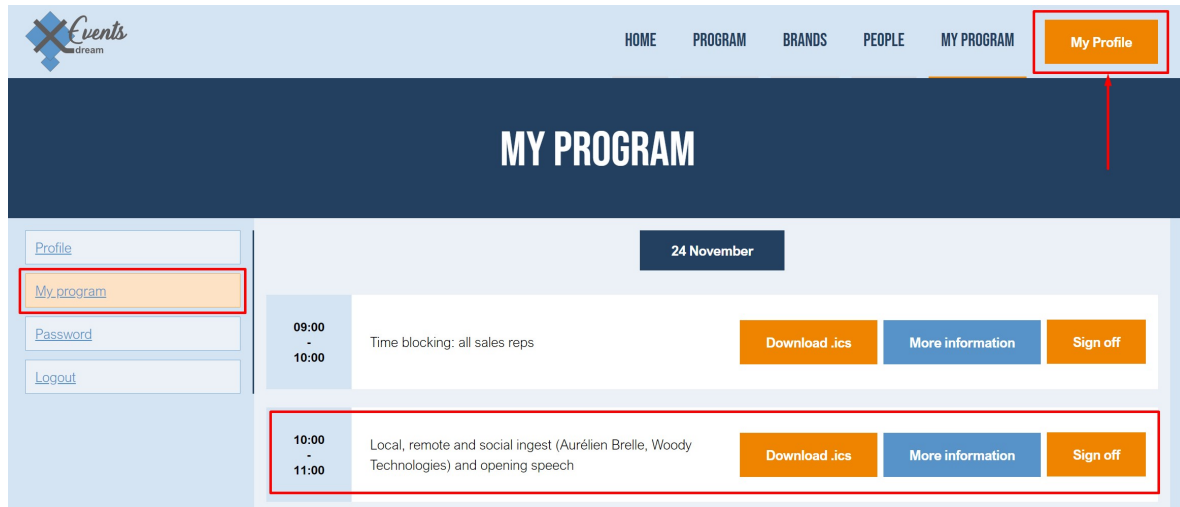
After your successful registration you will be able to add / delete favourite topics into your personal program, book product demo and personal 1-to-1 meetings with other participants who are listed in the section PEOPLE.

### Add topic to your personal program:

Go to the section Program, there you will see all topics that will be brought up during the event. Just click **SIGN UP** green button and the topic will be added automatically into your personal Program.



After signing up for the topic, it will appear in your personal account **My Profile >> My Program**. Simultaneously, you will receive an Email with Sign Up confirmation.



### Delete topic to your personal program:

If you click on **Sign Off** in **My Profile >> My Program >> Any topic >> Sign Off** the topic will be removed from your personal program. You can also remove any topic from your personal Program clicking on Sign Off in the section Program.

### 3. WHAT DO AUDITORIUM, COFFEE BAR AND PRODUCT DEMO MEAN?

In Program section on the website you can see our Agenda. It consists of 3 different flows:

#### AUDITORIUM

It is a virtual space where live-stream interviews or panel with industry experts take place. Clicking on the topic you can learn more info about it and a speaker.

#### COFFEE BAR

It is networking virtual space where all participants can take part in live discussions and Q&A session right after the end of a talk on a specific topic in AUDITORIUM.

#### PRODUCT DEMO

It is virtual space where our vendor partners demonstrate their software and answer your questions privately or in a group of other participants.

### 4. WHAT DOES PEOPLE SECTION MEAN?

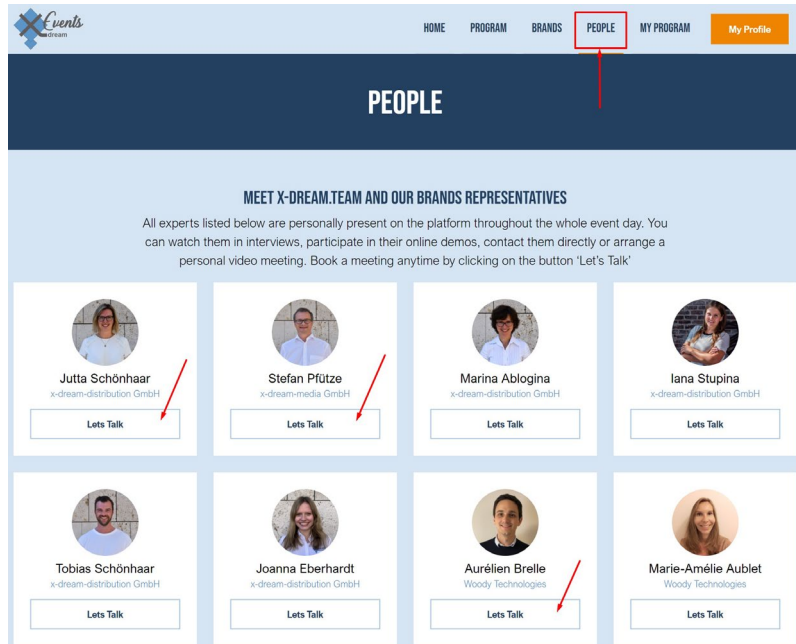
In PEOPLE section you can meet all representatives of x-dream-team, our vendor partners and speakers of the event. You can easily book 1-to-1 meeting with them just by clicking on the button **Let's talk** that is placed below the photo of every representative.

### 5. WHAT DOES BRANDS MEAN?

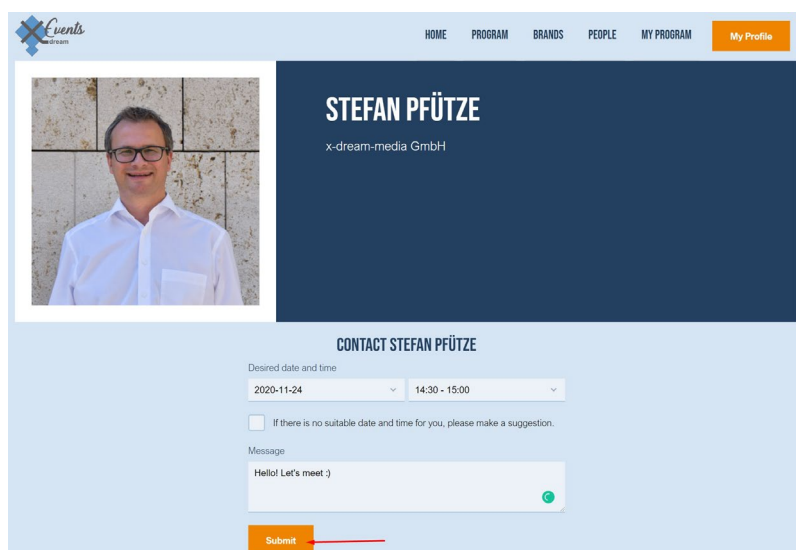
In the section BRANDS you can read more about our trusted partners with whom we cooperate for a long time and organize x-dream.events. Click on the logo of a brand and read more about them and their products.

## 6. HOW CAN I BOOK PERSONAL MEETINGS WITH OTHER EVENT PARTICIPANTS?

You can book 1-to-1 personal meetings only with all attendees who are represented in the section **PEOPLE**. Go to the top of the website, click on **PEOPLE** on the main panel and you will see the list of all representatives with whom can contact personally. Click on the button **Let's talk** that is placed below the photo of every representative.



Choose the most suitable time slot and send invitation clicking on the button Submit.



After sending your invitation, your contact person will receive your request. When he or she approves or rejects it, the confirmation will be sent to your Email and meeting will appear in **My Profile >> My Program**.

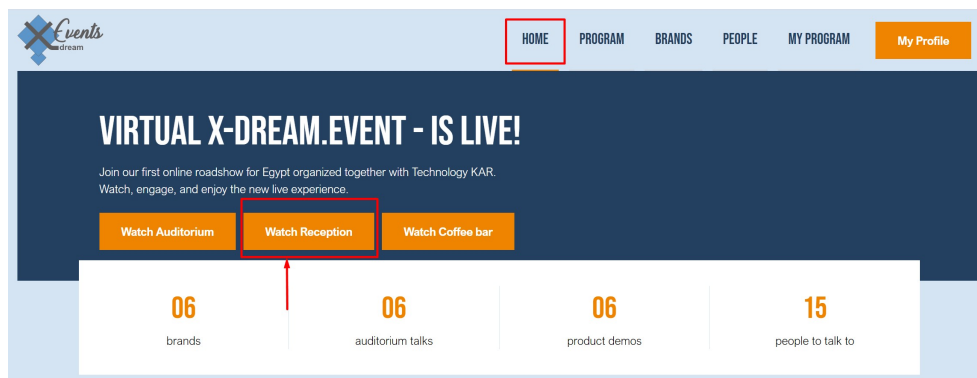
## 7. CAN I PARTICIPATE WITH MY COLLEAGUES AND MATES?

Yes, sure. You can do it easily by adding their Email addresses into the certain fields during the registration. In addition, at the bottom of the website you can see a button **Invite Friends**. Just click on it and insert the Email addresses of your friends and submit the form. After submission, your mates receive an invitation to our event.

# DURING THE EVENT

## 1. WHAT SHOULD I DO IF I LOST AND DO NOT KNOW WHAT TO DO AND WHERE TO CLICK?

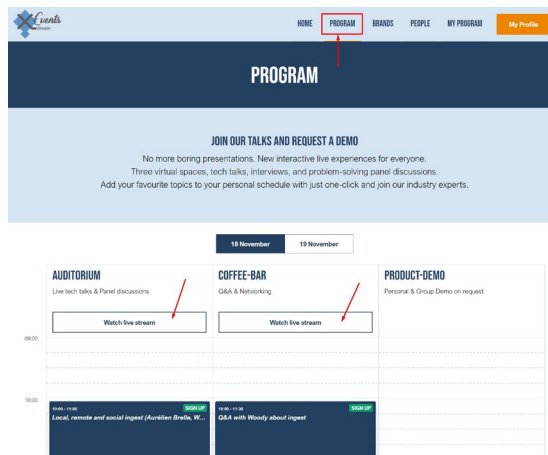
No worries, go to the home page and click **Join Reception**. Our event receptionist will be very glad to help you figure everything out and direct you where you need.



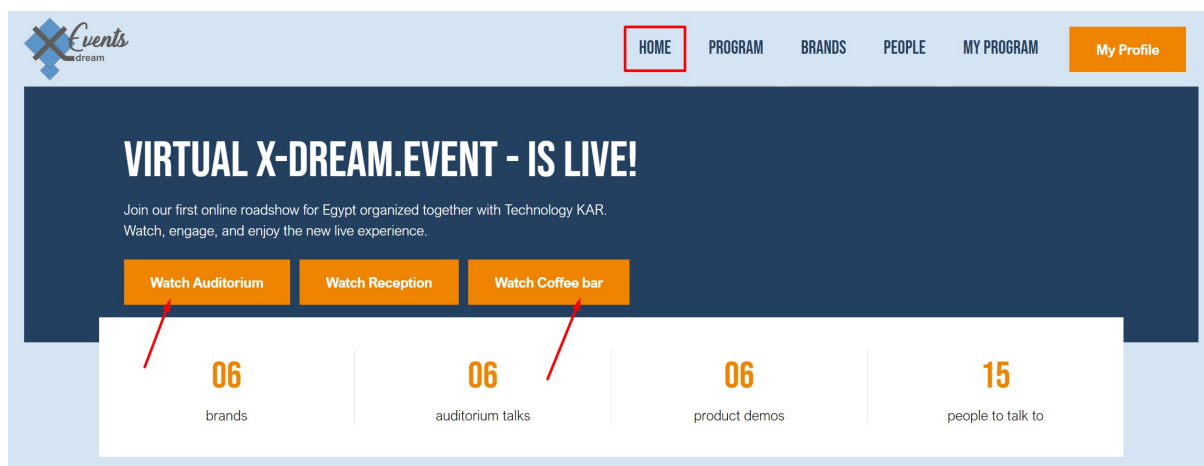
## 2. HOW CAN I JOIN LIVE TALKS IN AUDITORIUM, COFFEE BAR?

There are 2 options to join live streams:

1. Click on **Program >> Watch Live Stream**



## 2. Click on **Home >> Join Live Stream**



## 3. HOW CAN I ASK MY QUESTIONS TO SPEAKERS?

You can ask all your questions to a speaker in **COFFEE BAR** right after the talk. It is a new interactive format where you can ask your questions and participate in live discussions with industry experts.

## 4. HOW CAN I JOIN MY BOOKED PERSONAL MEETINGS?

All your booked meetings are presented in **My Profile >> My Program**. There you will see a button **“Join Talk”**. Just click on it and you will be able to be connected to your contact person.

# AFTER THE EVENT

## 1. CAN I GET RECORDED VIDEOS OF THE EVENT?

Yes, you can. All our registered participants will receive the recorded videos only from the AUDITORIUM stream. The talks and live conversations of Coffee Bar and Product Demo spaces will not be recorded.

## 2. CAN I GET ALL SLIDES THAT WERE SHOWED DURING THE EVENT?

Unfortunately, no. The format of our event is not supposed to have prepared presentations. We are betting on live discussions and open opinion sharing during the event.